

## Features

- Synchronizes up to 64 channels across eight Quartz® boards
- Synchronizes sampling and data acquisition for multichannel systems
- Provides single sample accurate synchronization between multiple channels and multiple boards
- Synchronizes gating and triggering functions
- [Free lifetime applications support](#)

## General Information

The Model 5903 High-Speed Synchronizer and Distribution Board synchronizes multiple Pentek Quartz family boards within a system. It enables synchronous sampling and timing for a wide range of multichannel high-speed data acquisition, DSP, radar, EW and software radio applications.

An on-board programmable clock generator creates the sample clock along with the required complimentary clocks. Up to eight Quartz RFSoc boards can be synchronized using the 5903, with each receiving a common clock along with timing signals that can be used for synchronizing, triggering and gating functions.

## Input Signals

Model 5903 provides four front panel MMCX connectors to accept input signals from external sources: one for reference clock, one for sync, and two for gate/trigger signals. The 5903's internal programmable clock generator can create sample clock frequencies from 1 to >5 GHz. The sample clock can be locked to the board's internal 100 MHz reference or locked to an external reference received on the reference clock connector. Similarly, sync and gate/trigger can be generated on-board via software or received from external sources through the sync and gate/trigger connectors.



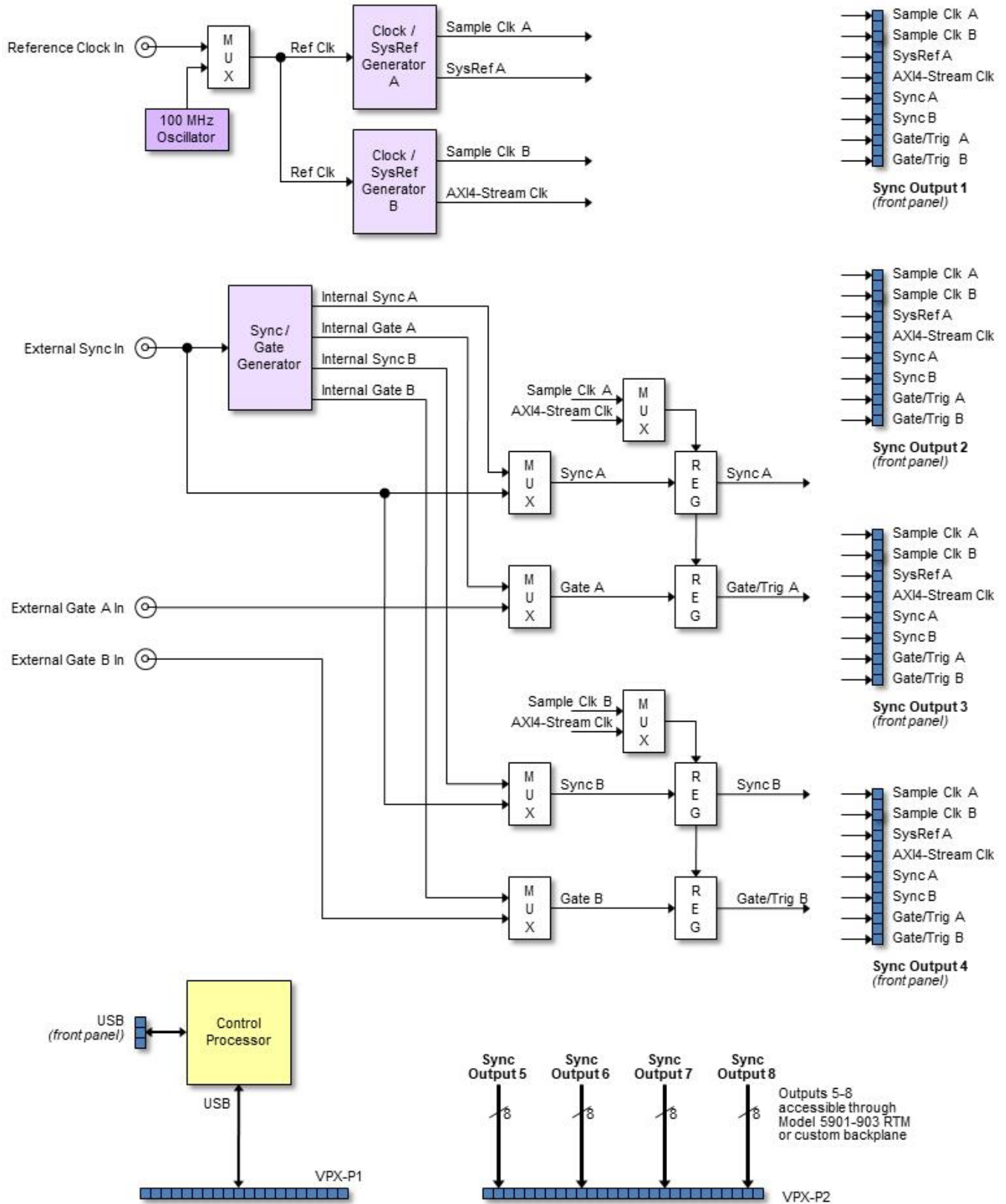
## Configuration and Operation

All board modes and operations are controlled by an on-board processor. Commands to this processor are sent via USB either through a front panel port or through the Rear Transition Module (RTM).

## Output Signals

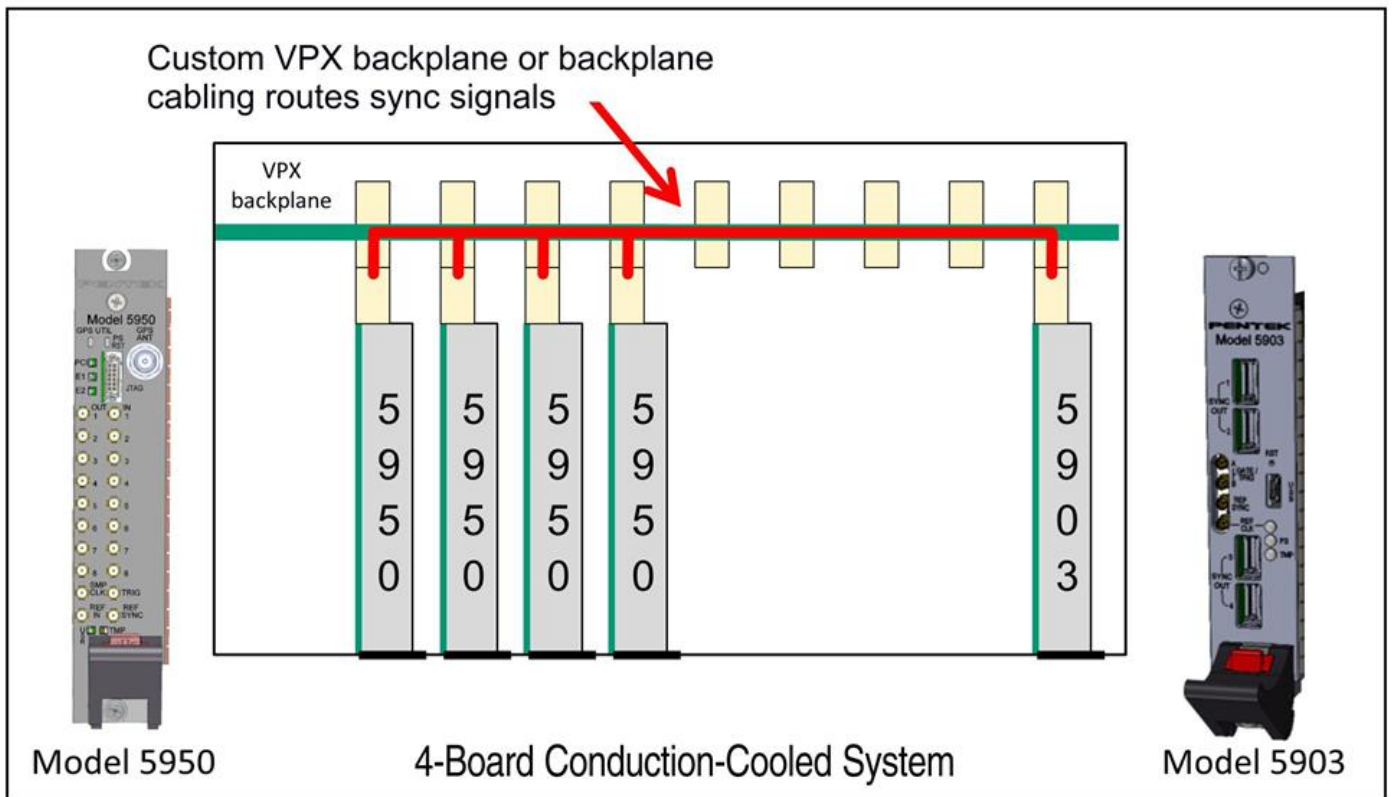
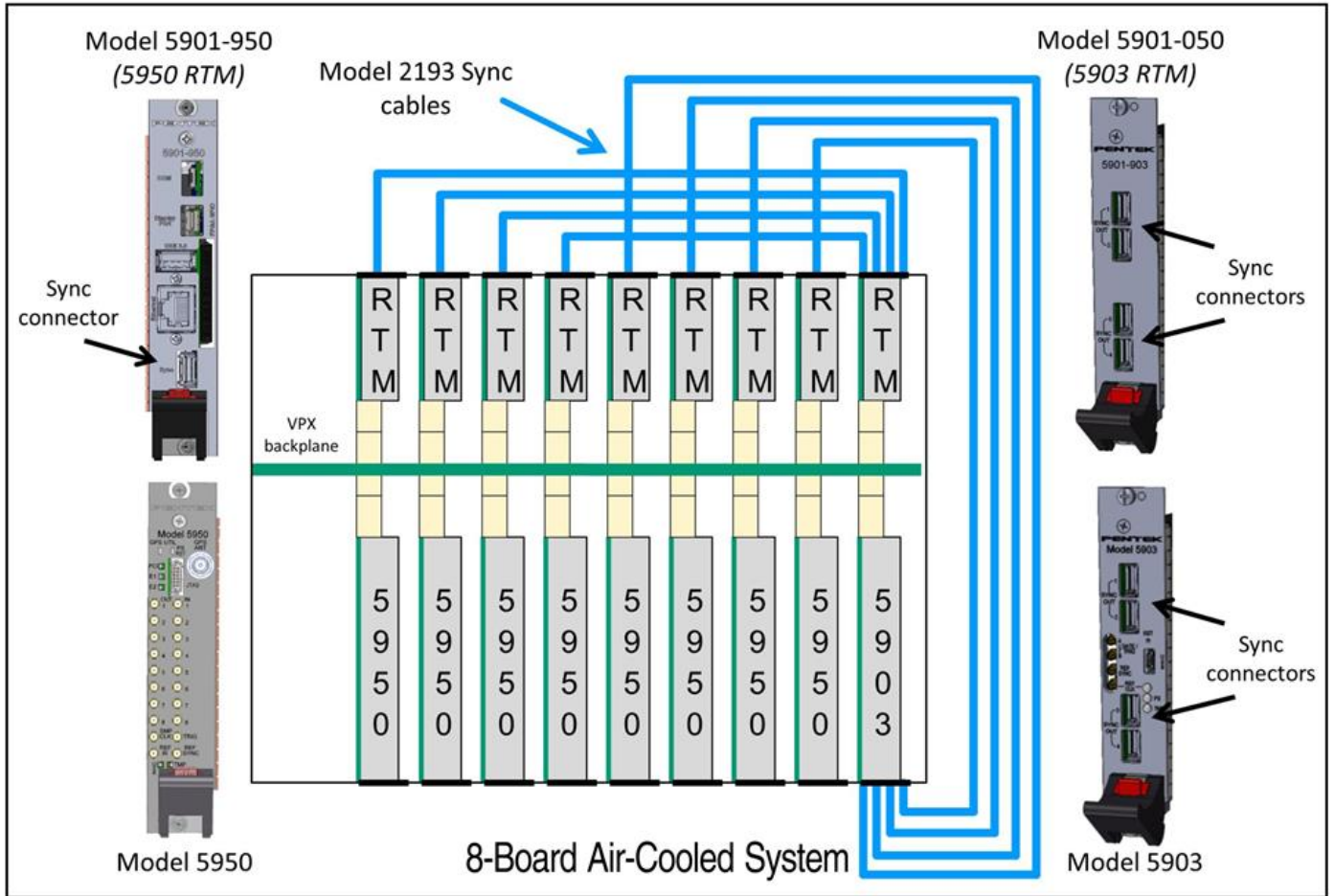
Model 5903 can synchronize up to eight Quartz products. A multisignal sync interface is provided to each board to be synchronized containing sample clocks, reference clocks, and gate/trigger and sync signals. Four sync interfaces are provided on the board's front panel and four are provided on a RTM. Connections between the 5903 and the Quartz boards are facilitated through precision matched multisignal cables.

# 5903 Block Diagram



**Model 5903 Quartz Synchronization 3U VPX Board**

# System Configurations



## Specifications

### Front Panel Reference Input

**Connector Type:** MMCX

**Input Impedance:** 50 ohms

**Input Level:** 0 dBm to +10 dBm, sine wave

**Reference Clock Frequency:** 10 MHz to 100 MHz

### Front Panel Gate/Trig 1, 2 & Ref Sync Inputs

**Connector Type:** MMCX

**Input Level:** LVTTTL

### Front Panel Sync Outputs

**Quantity:** 4

**Connector Type:** Samtec ARC6 series

**Signal Level:** CML

**Signals:** Sample Clock A, Sample Clock B (not used for Quartz boards), SysRef A, AXI4 Stream Clock, Sync A, Sync B, Gate/Trig A, Gate/Trig B

### VPX-P2 Sync Outputs

**Quantity:** 4

**Signal Level:** CML

**Signals:** Sample Clock A, Sample Clock B (not used for Quartz boards), SysRef A, AXI4 Stream Clock, Sync A, Sync B, Gate/Trig A, Gate/Trig B

### Programmable VCXO:

**Frequency Ranges:** 1 GHz to >5 GHz

**Tuning Resolution:** 32 bits

**Unlocked Accuracy:** ±20 ppm

### Environmental

**Operating Temp:** 0° to 50° C

**Storage Temp:** -20° to 90° C

**Relative Humidity:** 0 to 95%, non-condensing

### Physical

**Dimensions:**

**Depth:** 170.61 mm (6.717 in)

**Height:** 100 mm (3.937 in)

**Weight:** 13.8 oz. (390 grams).

## Ordering Information

Model	Description
5903	High-Speed Synchronizer and Distribution Board

Options:	
-050	Support for Quartz products
-763	Conduction-cooled, <a href="#">Level 3</a>
Contact Pentek for compatible option combinations and complete specifications of rugged and conduction-cooled versions. Storage and general options may change, so be sure to contact Pentek for the latest information.	

## Accessory Products

Model	Description
5901-903	Rear Transition Module - 3U VPX (provides 4 additional sync connections)
2193-018	Quartz <sup>®</sup> sync cable - 18"
2193-036	Quartz <sup>®</sup> sync cable - 36"
4 each 36" Quartz sync cables are supplied; additional cables may be ordered.	

## Compatible Products

Model	Description
5550	8-Channel A/D & D/A Zynq UltraScale+ RFSoc Processor - SOSA Aligned 3U VPX
5950	8-Channel A/D & D/A Zynq UltraScale+ RFSoc Processor - 3U VPX
7050	8-Channel A/D & D/A Zynq UltraScale+ RFSoc Processor - PCIe

## Pricing and Availability

To learn more about our products or to discuss your specific application please contact [your local representative](#) or Pentek directly:

Pentek, Inc.  
One Park Way  
Upper Saddle River, NJ 07458 USA  
Tel: +1 (201) 818-5900  
Email: [sales@pentek.com](mailto:sales@pentek.com)

## Lifetime Applications Support

Pentek offers the worldwide military embedded computing community shorter development time, reliable, rugged solutions for a variety of environments, reduced costs, and mature software development tools. We offer free lifetime support from our engineering staff, which customers can depend on through phone and email, as well as software updates. Take advantage of Pentek's 30 years of experience in delivering high-performance radar, communications, SIGINT, EW, and data acquisition MIL-Aero solutions worldwide.